



Name: _____

Date: _____

Write 'I' for the picture which is inside and 'O' for the picture which is outside.



Activity oriented

Good



Very good



Excellent



Teacher's Sign: _____

Name: _____


Date: _____

Observe the position of the Puppy in each picture.
Circle if it is on the right, and tick mark if it is on the left.


1




2




3




4



5



6



Activity oriented

Good



Very good



Excellent




Teacher's Sign: _____



Name: _____

Date: _____



Fifteen

T	O	T	O	T	O	T	O
1	5	1	5	1	5	1	5
1	5	1	5	1	5	1	5
.
.
.

Activity oriented

Good



Very good



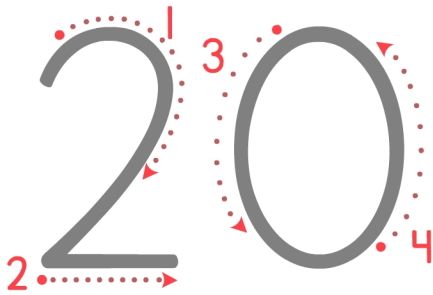
Excellent



Teacher's Sign: _____

Name: _____

Date: _____



Twenty

T	O		T	O		T	O		T	O
2	0		2	0		2	0		2	0
2	0		2	0		2	0		2	0
.
.
.

Activity oriented

Good



Very good



Excellent



Teacher's Sign: _____



Name: _____

Date: _____

T	O		T	O		T	O		T	O
1	6									
1	7									
1	8									
1	9									
2	0									

Activity oriented



Teacher's Sign: _____

Name: _____

Date: _____

Write the number that comes between the given numbers.

a 8 ___ 10

b 2 ___ 4

c 10 ___ 12

d 15 ___ 17

e 7 ___ 9

f 4 ___ 6

g 12 ___ 14

h 18 ___ 20

i 5 ___ 7

j 1 ___ 3

k 17 ___ 19

l 9 ___ 11

Activity oriented

Good



Very good



Excellent



Teacher's Sign: _____

Name: _____

Date: _____

Fill in the missing numbers to complete the counting
from 1 to 20.



Activity oriented

Good



Very good



Excellent



Teacher's Sign: _____

Name: _____

Date: _____

Draw the objects as per the number given on the left of the page and find their correct match on the right.

8



18

15



10

11



15

18



8

10



11

Activity oriented

Good



Very good



Excellent




Teacher's Sign: _____

Name: _____


Date: _____

Count, add, and circle the correct number.

1




+



=

4 5 6

2




+




=

7 8 9

3




+




=

7 8 9

4



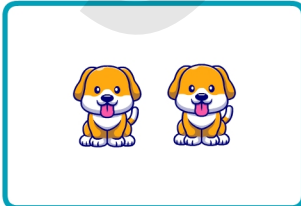
+



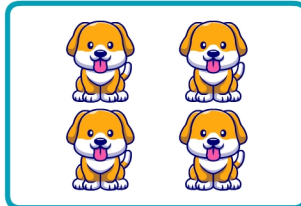
=

5 4 7

5



+



=

5 6 7

Activity oriented

Good



Very good



Excellent



















Teacher's Sign: _____

Name: _____

Date: _____

Count the fingers. Write the correct numbers in the boxes given below, and write the total. One example has been done for you.

 <input type="text" value="1"/> +  <input type="text" value="2"/> = <input type="text" value="3"/>	 <input type="text"/>	 <input type="text"/>	=	<input type="text"/>
 <input type="text"/>	+	 <input type="text"/>	=	<input type="text"/>
 <input type="text"/>	+	 <input type="text"/>	=	<input type="text"/>
 <input type="text"/>	+	 <input type="text"/>	=	<input type="text"/>
 <input type="text"/>	+	 <input type="text"/>	=	<input type="text"/>
 <input type="text"/>	+	 <input type="text"/>	=	<input type="text"/>
 <input type="text"/>	+	 <input type="text"/>	=	<input type="text"/>

Activity oriented

Good



Very good



Excellent



Teacher's Sign: _____

